


# BLOCKBOT




Tyrannosaurus

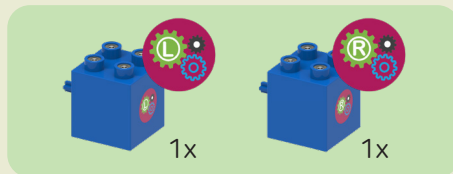
Difficulty ★☆☆



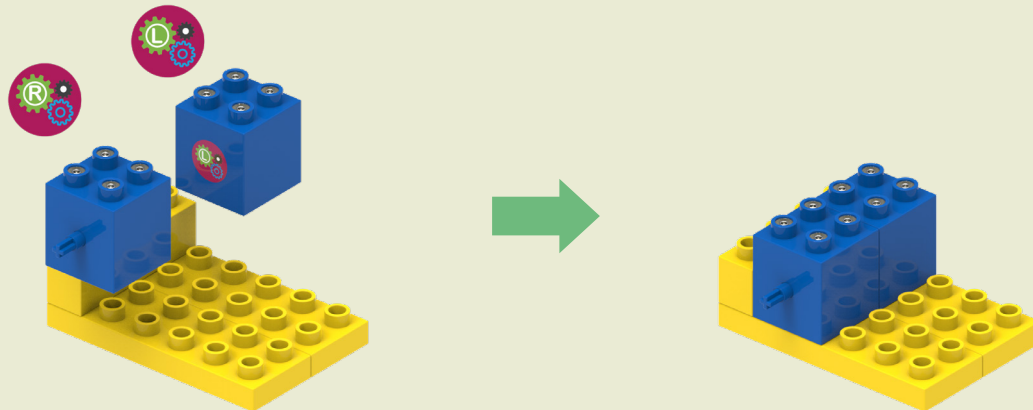
[www.the130t.com](http://www.the130t.com)

1





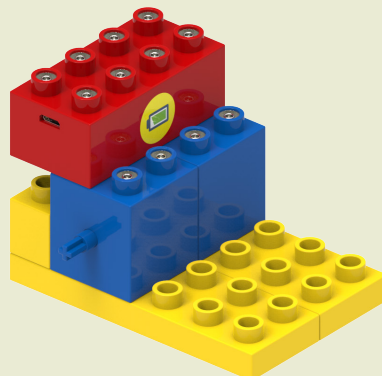
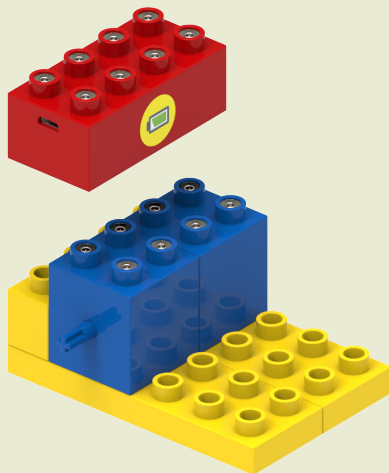
\* Assemble separately L and R!!



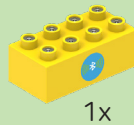


3



1x


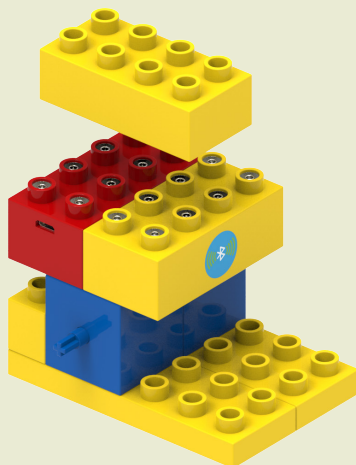




5

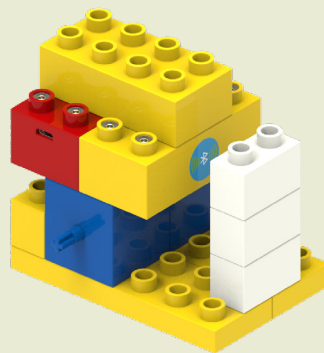
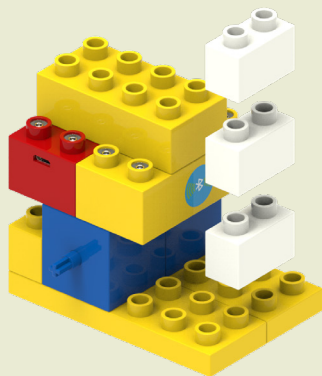


1x






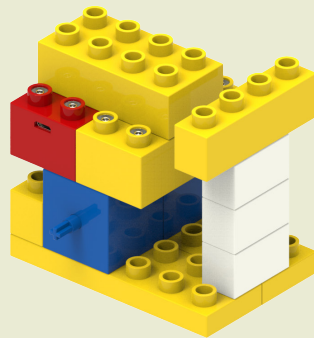
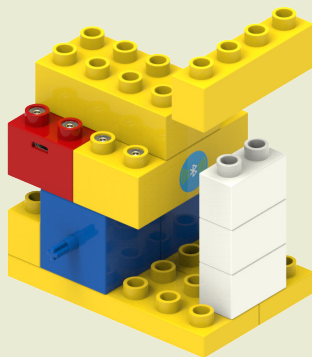
3x



7




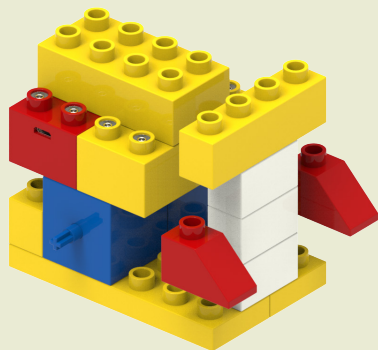
1x










2x



9





1x






1x



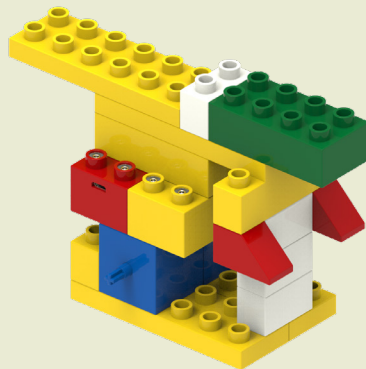
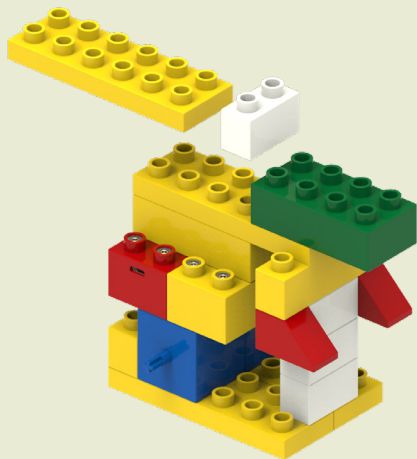
11



1x


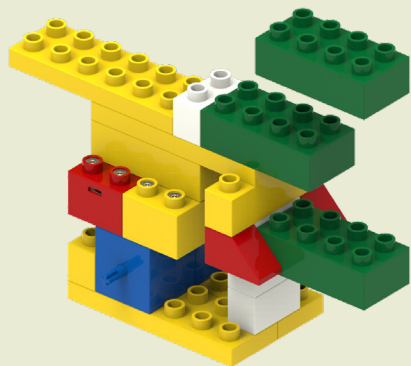


1x






2x



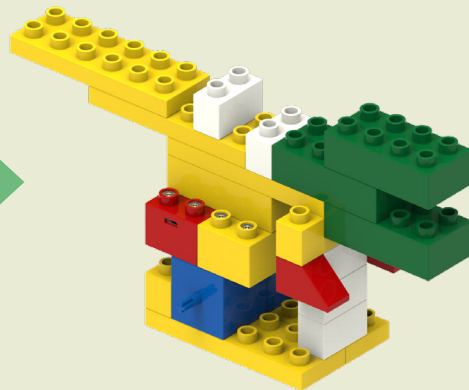
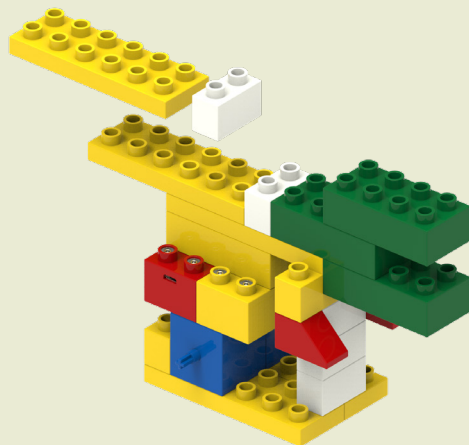
13



1x

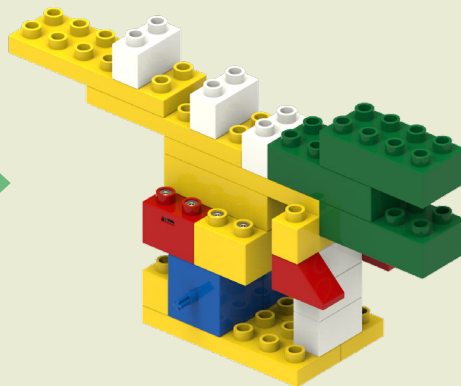
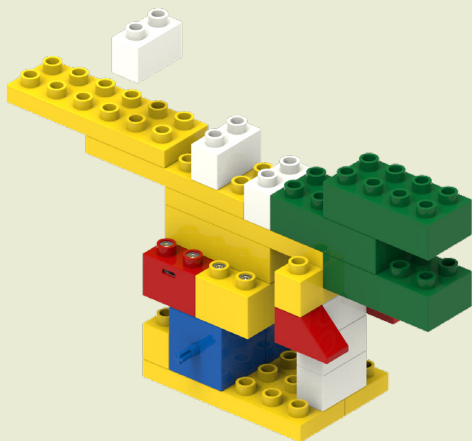


1x







1x





15



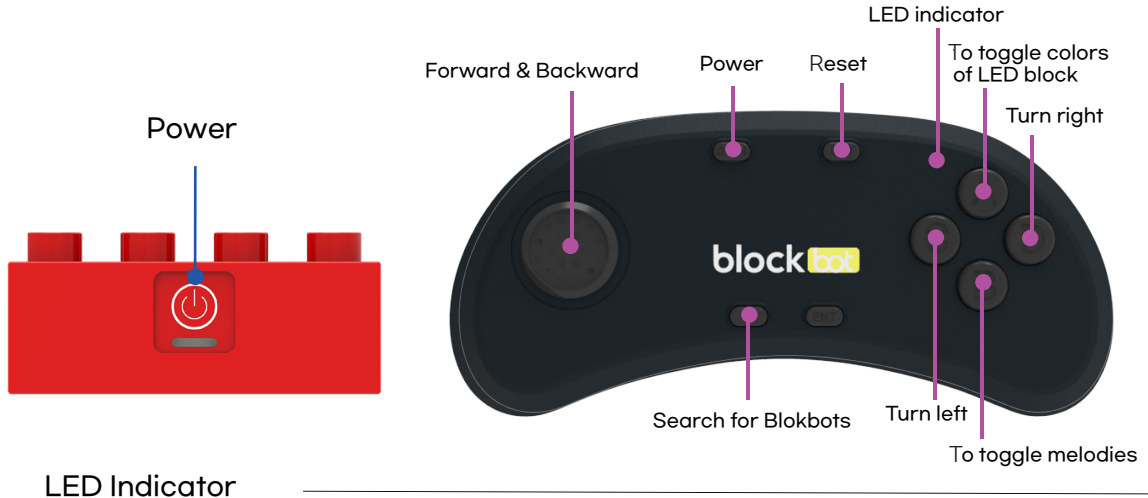
2x





 $2x$ 

## Battery Block & Bluetooth Remote



**Blue** : Looking for Blockbots to connect. **Green** : Connection established. **Red** : Failed to locate a Blockbot.  
If LED alternates **RED** & **Green**, please change battery of remote.

## How to connect to your Blockbots. (using Bluetooth)

1. Turn on the power of Blockbot first.

2. Turn on the power of Remote.

: LED indicator will change from Red to Blue to look for Blockbots.

★ Once connected, LED indicator will change to Green.

If the remote failed to connect, please follow instructions below.

1. Turn on the power of Blockbot & Remote.

2. Check LED indicator is in RED, meaning connection has NOT been established.

: Press "Reset" button until LED indicator blinks in Blue.

3. Press "Search for Blockbots" button once.

★ Once connected, LED indicator will change to Green.

\* Once paired, the pair will connect to each other when the power is on.



**Safety Certification Number**

: CB062R387-9001

CE FCC  RoHS

## Notifications regarding Special Act on the Safety of Children's Products

Category of products: Smart Toy (Educational Robotics)

Model: Blockbot Series

Manufactured by: 130T Inc.

Contact: 250, Gaepo-ro, Gangnam-gu, Seoul,

Republic of Korea 06309

+82) 2-2135-7979

For age: +3 yrs (3 years old and above)

Made in Korea



## Precautions for Your Safety

1. Please be careful for children not to put Blockbots in their mouths, and avoid water or fire.
2. Please keep Battery blocks turned off after use, and keep batteries out of the reach of children.
3. If there is any smell, sound, or smoke while charging the battery block,  
immediately turn the power off and disconnect it from the plug.
4. Please make sure it is under supervision of adults while Blockbot is charged,  
and please disconnect it from the plug when it is fully charged.
5. Do not use nor leave the Battery blocks in direct sunlight nor in high-temperature areas.  
Battery blocks should be kept in the area where temperature is in between 0 ~ 40 in celcius.
6. Do not charge near combustible objects or flammable surfaces (carpet, wooden floor, wood furniture, etc.).  
Also, please do not charge near conductors.



BLOCKBOT